

An Investigation of the Bacterial Influence of *Acidithiobacillus Thiooxidans* on Concrete Composites

Vlasta Ondrejka Harbulakova^{1,*}, Adriana Estokova², and Alena Luptakova³

¹Technical University of Kosice, Faculty of Civil Engineering, Department of Environmental Engineering, Vysokoskolska 4, 042 00 Kosice, Slovak Republic

²Technical University of Kosice, Faculty of Civil Engineering, Department of Material Engineering, Vysokoskolska 4, 042 00 Kosice, Slovak Republic

³Slovak Academy of Science, Institute of Geotechnics, Watsonova 45, 040 01 Kosice, Slovak Republic

Abstract. Vegetation and microorganisms present the biological factors that deteriorate concrete. These problems are very visible in places like sewage, underground and hydraulic structures, chemical plants, industrial structures, liquid-containing structures, agricultural structures or marine environments. The most significant biodeteriogens are the sulphur-oxidising bacteria *Acidithiobacillus thiooxidans* (*A. thiooxidans*) and the sulphate-reducing bacteria (*Desulfovibrio* spp.) that are responsible for the so-called sulphuretum consortium. Microorganisms that produce sulphuric acid accelerate the deterioration of concrete sewer pipes in a process termed Microbially Induced Concrete Corrosion (MIC). The paper considers the assessment of the release of calcium and silicon from concrete composites with and without coal fly ash by sulphur-oxidizing bacteria. The concrete mixture contained coal fly ash as 5 wt. % and wt. 10 % cement replacement. Prepared composites were exposed to an aggressive microbial environment under laboratory conditions for 3 months. The pH values were measured and studied during this time period. A different resistance against MIC was observed for the concrete composites of different compositions. The highest amount of calcium leached-out from the concrete was in the case of the composites where 10 % cement was replaced by fly ash.

1 Introduction

All concrete structures are exposed to the environment which is why consideration of the environmental conditions under which the concrete is to function during its operation has to be taken into consideration.

The mechanisms of concrete deterioration may have a chemical, physical, or mechanical character [1]. Hydrochloric, nitric, sulfuric, chloric, chromic and other acids are very dangerous for concrete. An acidic attack is very intensive because all the hydration products

* Corresponding author: vlasta.harbulakova@gmail.com

of cement can be finally decomposed [2]. Sulfuric acid appears in different aspects: from industrial wastewater, within a sewage system, e.g. water, wastewater, storm water [3-5] which can be contaminated with organic and inorganic compounds [6,7] and also from groundwater. An acidic attack may also occur as a consequence of bacterial activity which is able to produce acidic products like hydrogen sulphide or sulfuric acid. Five species of *Acidithiobacillus* bacteria (*A. thioparus*, *A. novellus*, *A. intermedius*, *A. neapolitanus*, *A. thiooxidans*) are primarily responsible for sulfuric acid production during the biological corrosion process [8]. Water must always be present in the deterioration processes because it acts as a solvent of an aggressive medium, then, in some cases as a constituent of the formatted reaction product [2].

The usage of fly ash in concrete has had a successful record over the past several decades. It has been well researched and documented in actual structures and the benefits to the mechanical and durability properties of concrete have been performed [9]. There was some basis for restricting its use in the '70s, however nowadays these restrictions are no longer valid [10]. Higher levels (30% to 50%) have been used in foundations and dams for example to control the temperature rise. Very high levels (40% to 60%) ensure production of a concrete with good mechanical properties and durability [11]. In general, fly ash appears to improve the resistance of concrete and mortar to sulfuric acid degradation. The exact reason for the improved resistance has not yet been defined. As the concentration of acid increases, the positive effect of fly ash inclusion is less apparent [12]. Fly ash belongs to type II addition (to the group of latent hydraulic material) according to the European Standard EN 206:2013: Concrete [13].

Khalil et al 2015 [14] studied concrete samples with fly ash (a replacement of 25%) and various additions of silica fume (5 of 10% respectively). They confirmed that fly ash is more effective in changing the carbonation rate than that of the silica fume content. The improved resistance of concrete composites with fly ash replacement when exposed to 2% sulphuric acid were confirmed in the paper by [15]. In the case of samples containing up to 70% fly ash replacement, Aydin 2007 [16] presented less than 5% reduction of mass loss in comparison to the reference samples after the effect of 5% sulfuric acid solution during 2 months.

In this paper, the influence of *A. thiooxidans* on concrete was studied through the leaching of calcium and silicon ions and the analysis of changes in pH.

2 Material and Methods

The prepared concrete composites (cylinders drilled from concrete blocks) were placed in bacterial liquid medium at a temperature of 30°C over a period of 80 days. The biotic environment was simulated by *A. thiooxidans* (pH growth range 0.5 - 3; temperature 26°C), which was isolated from an acid mine drainage from the Pech shaft (locality of Smolnik, Eastern Slovakia). A selective nutrient medium, according to Waksman and Joffe, was used for the isolation and cultivation of the active bacterial culture and for the microbial induced corrosion experiments. The concrete composites were half submerged in the liquid medium where 150 ml of selective nutrient medium with 10% inoculum of active bacterial culture was placed (samples 0FA, 5FA and 10FA).

Abiotic controls (samples 0 Control, 5 Control, 10 Control) were realized under the same laboratory conditions, but without the bacteria.

Table 1 shows the composition of the concrete's mixes used in the experiments. Sample 0FA represented the reference sample without any addition of fly ash, while samples 5FA and 10FA represented the samples with a different proportion (5 or 10 % respectively) of the fly ash.

A chemical composition of the concrete samples' leachates (calcium and silicon) and the pH of the liquid medium were investigated periodically during the studied period. The pH values of the liquid medium were measured at the beginning, as well as in 7-day intervals.

Table 1. Characteristics of the concrete composites.

Designation of the concrete composites	Character of the composites according to the presence of bacteria	% of fly ash in the concrete composite
0FA	<i>A. thiooxidans</i>	0
0 Control	Abiotic control to 0% FA composite	
5FA	<i>A. thiooxidans</i>	5
5 Control	Abiotic control to 5% FA composite	
10FA	<i>A. thiooxidans</i>	10
10 Control	Abiotic control to 10% FA composite	

The content of calcium leached out from the concrete composites into the liquid media was measured by atomic absorption spectrometry (SPEKTRAA 240FS/240Z, Varian). The content of silicon was determined by absorption spectrometry when after the chemical reaction a specifically coloured product was created. The absorbance is measured in 430nm wavelength [17].

A MetLab PHM210 pH meter was used for the estimation of pH value changes in the leachates.

3 Results and Discussion

Fig. 1-3 shows the pH value changes in the liquid phases with the influence of *A. thiooxidans* bacteria according to the type of concrete composites.

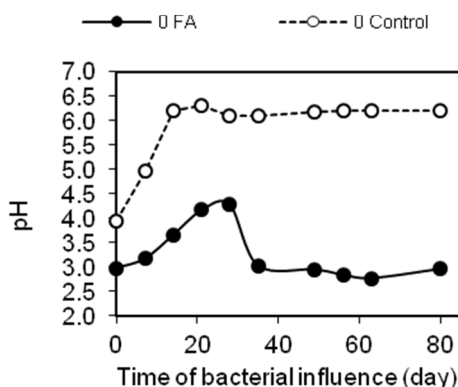


Fig. 1. pH changes in liquid media of composites without fly ash.

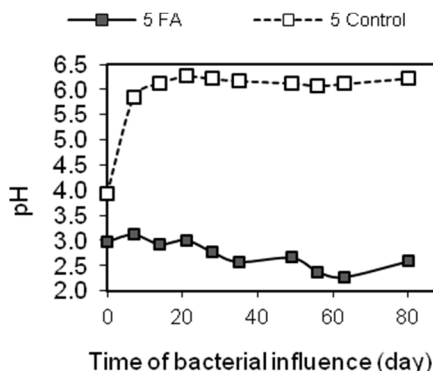


Fig. 2. pH changes in liquid media of composites with the addition of 5% fly ash.

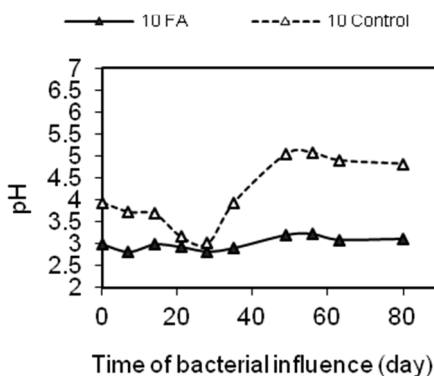


Fig. 3. pH changes in liquid media of composites with the addition of 10% fly ash.

The investigation of composites with a bacterial influence showed small changes of pH values in comparison with the starting value of the pH (except composite 0FA). In the liquid phase of composite 5FA the values were from 2.1 to 3.1 (Figure 2) while in 10FA it was from 2.8 to 3.5 (Figure 3). It refers to the production of sulphuric acid by *A. thiooxidans* bacteria that acidified the liquid phases, and the alkali character of the concrete could not be expressed. The influence of biogenic sulphuric acid was observed for composites 5FA and 10FA during the whole period of the experiment. When considering the composite 0FA this influence appears after 28 days into the experiment (Figure 1).

The increase of pH values for composites stands for abiotic control (0 Control and 5 Control) is presented in Figure 1 and 2. The values of pH reached the alkali zone after 20 days into the experiments and did not changed significantly until the end of experiment. It can be explained by the alkaline character of the concrete (pH values from 11 – 13) and its immersion in a liquid of an acidic attribute [18]. In the case of 10 Control an initial decrease in pH was noticed before it starts to increase with the same alkalization reasons (Figure 3).

The highest amount of calcium (Figure 4) is leached out from the composite with 10% fly ash replacement exposed to bacterial effect (10 FA). On the other hand, in the case of composites with only 5% fly ash as well as absolutely without fly ash replacement, the opposite trend is observed.

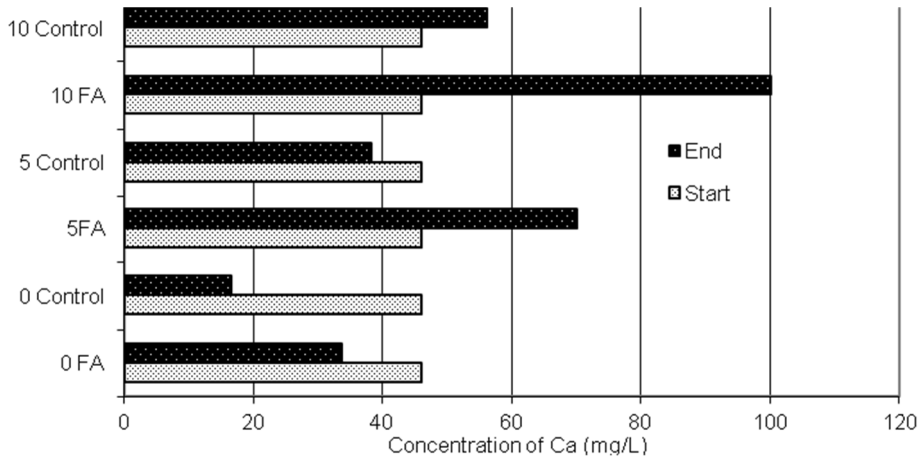


Fig. 4. Changes of Ca concentration in the liquid media after bacterial influence.

When for composite 10 FA the concentration of calcium increase in comparison with the initial conditions (start of experiment), composites 5 FA and 0 FA show a decreasing trend in calcium leaching (lower calcium amount in leachates at the end of experiment).

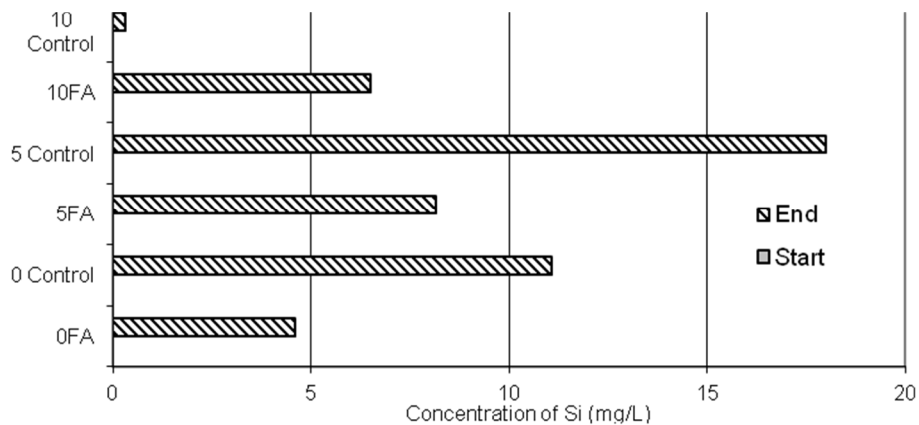


Fig. 5. Si concentration in the liquid media after bacterial influence.

As is shown in Fig. 5, the biologically affected samples with 0 and 5% fly ash proved lower silicon leaching than the corresponding control samples without bacteria. The dissolved silicon amounts from these control samples are almost twice higher than from those exposed to bacteria. A totally different trend was observed in the case of the sample with 10 % fly ash. The silicon leaching from the samples with 0 and 5 % fly ash is in contrast with the calcium leaching as seen in Fig. 5.

Based on the findings, it can be concluded that the biologically affected samples, both with and without fly ash, proved a higher calcium release from the cement matrix than the

control samples. However, we cannot definitely conclude a more significant effect of bacteria regarding silicon leaching.

4 Conclusion

In the paper an investigation of the influence of the aerobic bacteria *A. thiooxidans* on biodeterioration on concrete composites is presented. The studied composites were prepared in three different mixtures (standard recipe, mixture containing coal fly ash as 5 wt.% and 10 % cement replacement) showed different resistance against bacterially produced sulphuric acid during the 80-day experiment. Acidic liquid increased the leaching of calcium from the concrete matrix in the case of all of the studied composites. The highest calcium content (considering the influence of bacteria) was leached from composite 10FA and the highest content of silicon was leached from the composite 5FA.

The research was supported by Grant No. 2/0145/15 of the Slovak Grant Agency for Science.

References

1. A. J. Biyd, J. Skalny, WIT Transaction on State of the Art in Science and Engineering, **84** (WIT Press, 2007)
2. V. Zivica, A. Bajza, Constr. Build. Mater., **15** (2001)
3. S. Todeschini, S. Papiri, C. Ciaponi, Water. Resour. Manag., DOI: 1-16.10.1007/s11269-018-1964-y (2018)
4. K. Pochwat, D. Słyś, S. Kordana, J. Hydrol., **549** (2017)
5. P. Pelikan, M. Slezinger, J. Markova et al., Pol. J. Environ. Stud. **2** (2018)
6. M. Kida, S. Ziembowicz, P. Koszelnik, Sep. Purif. Technol., **192** (2018)
7. L. Bartoszek, P. Koszelnik, R. Gruca-Rokosz, M. Kida, Rocz. Ochr. Śr. **17** (2015)
8. B. R. L. Islander, J. S. Deviny, A. Member, F. Mansfeld, A. Postyn, H. Shih, J. Environ. Eng. **117** (1992)
9. H. K. Obla, InFocus, Spring 2008
10. ACI 318-05 Building Code, ACI Manual of concrete practice, America Concrete Institute (2002)
11. M. L. Marceau, J. Gajda, M. G. Van Geem, PCA R&D Serial No. 2604, (Portland Cement Association, 2002)
12. M. Wayne House, A Dissertation Thesis (Purdue University, Indiana, 2013)
13. European Standard EN 206:2013 Concrete- Specification, Performance, Production and Conformity (2013)
14. E. A. B. Khalil, M. Anwar, Water Sci. **29** (2015)
15. K. Tori, M. Kawamura, Cem. Concr. Res., **24** (1994)
16. S. Aydin, S. Yazici, H. Yigiter, B. Baradan, Build. Environ. **42** (2007)
17. M. Horakova, P. Lischke, A. Grunwald, (SNTL Prague: ALFA Bratislava, 1986) /in Slovak/
18. F. M. Lea, (Edward Arnold Ltd., Third Edition, London, 1970)